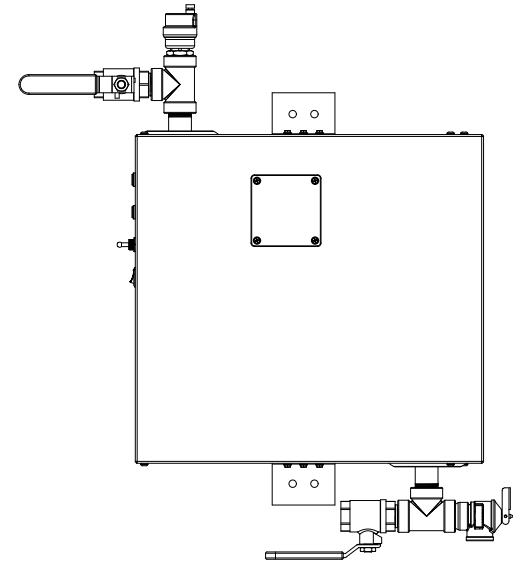


CE Series: CE 12, CE 15, CE 18 | NEMA 3

Specifications

<b>Model</b>	CE 12, CE 15, CE 18
<b>Phase</b>	3-phase
<b>Inlet/outlet pipe connection</b>	3/4" female NPT
<b>Heat exchanger material</b>	316L stainless steel
<b>Enclosure rating</b>	NEMA 3 shown, NEMA 4/4X available
<b>Operating pressure range</b>	4 - 150 psi (0.27 - 10.3 bar)
<b>Maximum temperature output</b>	185°F (85°C)
<b>Temperature adjustment range</b>	60 - 185°F (16 - 85°C)
<b>Temperature adjustment increment</b>	1°F (1°C)
<b>Number of heating elements*</b>	3
<b>Minimum activation flow</b>	0.5 gpm (1.9 l/m)
<b>Maximum flow at 60 psi</b>	15 gpm (56.7 l/m)



\*CE-018-480D is a 6-element heater.

Model	Part Number	Voltage	Phase	kW	Amps	3P Breaker Size (A)	Temperature Rise °F (gpm = kW x 6.83 / Δt)				
							1 gpm	2 gpm	3 gpm	4 gpm	5 gpm
CE 12	CE-012-208D	208	3-phase delta	11.27	31.27	35	77	39	26	19	15
	CE-012-240D	240	3-phase delta	12.50	30.07	35	86	43	29	21	17
	CE-012-400Y	400	3-phase wye	12.41	17.91	20	85	42	28	21	17
	CE-012-480Y	480	3-phase wye	13.50	16.24	20	92	46	31	23	18
CE 15	CE-015-208D	208	3-phase delta	15.77	43.78	50	>100	52	34	26	21
	CE-015-240D	240	3-phase delta	15.00	36.08	40	>100	51	34	26	21
	CE-015-400Y	400	3-phase wye	13.78	19.88	25	94	47	31	24	19
	CE-015-480Y	480	3-phase wye	16.65	20.03	25	94	47	31	24	19
CE 18	CE-018-208D	208	3-phase delta	18.00	49.96	60	>100	61	41	31	25
	CE-018-240D	240	3-phase delta	18.00	43.30	50	>100	61	41	31	25
	CE-018-400Y	400	3-phase wye	19.29	27.84	30	>100	63	42	32	25
	CE-018-480D	480	3-phase delta	18.00	21.65	25	>100	61	41	31	25
	CE-018-480Y	480	3-phase wye	18.00	21.65	25	>100	61	41	31	25



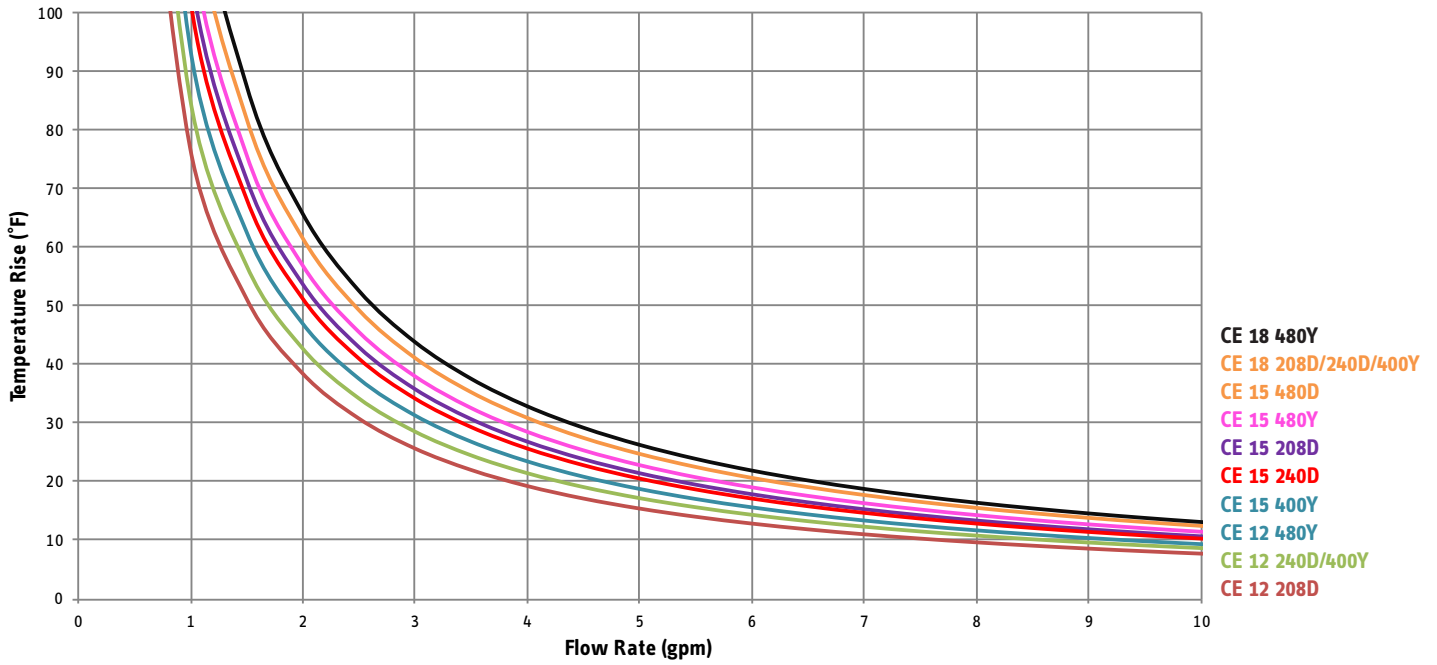
Conforms to ANSI/UL Std. 499  
Certified to CAN/CSA  
Std. C22.2 No.88



6 years against leakage /  
2 years against defects in  
workmanship & materials

rev. 2.2021 Due to our continuous process of engineering and technological advancement, specifications may change without notice.

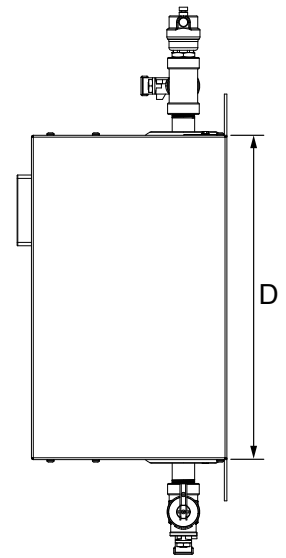
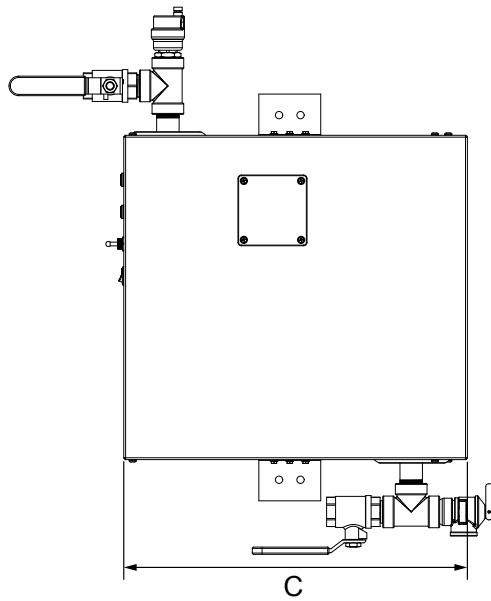
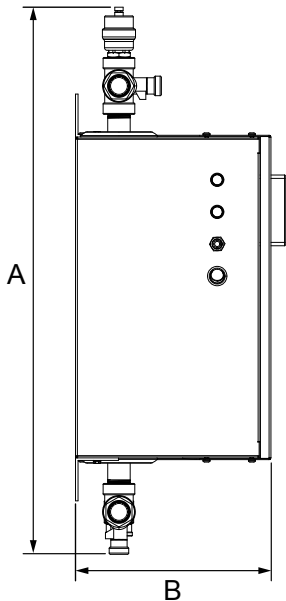
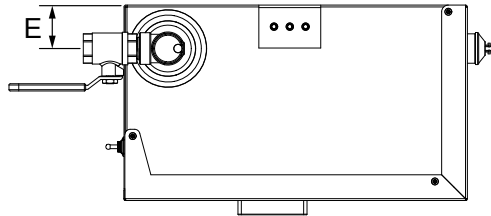
## Flow Rate



## Dimensions

### Dimensions

- A  $25 \frac{3}{8}$ " (645 mm)
- B  $9 \frac{1}{8}$ " (232 mm)
- C  $16 \frac{1}{16}$ " (408 mm)
- D  $15 \frac{1}{8}$ " (384 mm)
- E  $2$ " (51 mm)



rev. 2.2021 | Due to our continuous process of engineering and technological advancement, specifications may change without notice.