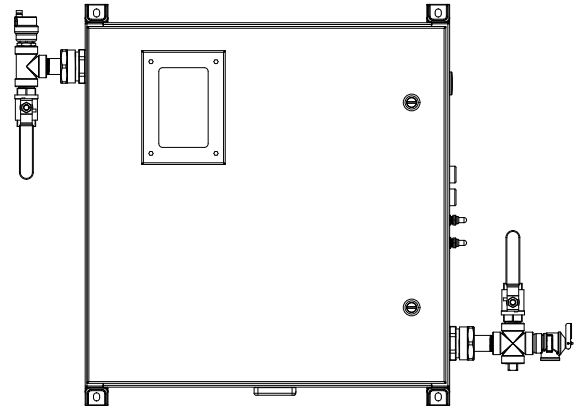


CE Series: CE 24, CE 27, CE 36, | NEMA 4/4X

Specifications

Model	CE 24, CE 27, CE 36
Phase	3-phase
Inlet/outlet pipe connection	3/4" female NPT
Heat exchanger material	316L stainless steel
Enclosure rating	NEMA 4/4X shown, NEMA 3 available
Operating pressure range	4 - 150 psi (0.27 - 10.3 bar)
Maximum temperature output	185°F (85°C)
Temperature adjustment range	60 - 185°F (16 - 85°C)
Temperature adjustment increment	1°F (1°C)
Number of heating elements	6
Minimum activation flow	0.5 gpm (1.9 l/m) for 1/2" flowmeter 2.0 gpm (7.6 l/m) for 1" flowmeter
Maximum flow at 60 psi	16 gpm (60.6 l/m) for 1/2" flowmeter 32 gpm (121.1 l/m) for 1" flowmeter



Model	Part Number	Voltage	Phase	kW	Amps	3P Breaker Size (A)	Temperature Rise °F (gpm = kW x 6.83 / Δt)				
							1 gpm	2 gpm	3 gpm	5 gpm	10 gpm
CE 24	CE-024-208D	208	3-phase delta	22.53	62.55	70	>100	77	51	31	15
	CE-024-240D	240	3-phase delta	25.00	60.14	70	>100	86	57	34	17
	CE-024-400D	400	3-phase delta	25.00	36.08	40	>100	85	57	34	17
	CE-024-400Y	400	3-phase wye	24.82	35.82	40	>100	84	56	34	17
	CE-024-480D	480	3-phase delta	25.00	30.07	35	>100	86	57	34	17
	CE-024-480Y	480	3-phase wye	22.20	26.70	30	>100	76	50	30	15
	CE-024-575D	575	3-phase delta	24.00	24.10	30	>100	82	55	33	16
CE 27	CE-027-208D	208	3-phase delta	27.04	75.06	80	>100	92	62	37	18
	CE-027-240D	240	3-phase delta	27.02	65.01	80	>100	92	61	37	18
	CE-027-400D	400	3-phase delta	29.17	42.10	50	>100	95	64	38	19
	CE-027-400Y	400	3-phase wye	27.55	39.77	45	>100	94	63	37	18
	CE-027-480D	480	3-phase delta	27.02	32.51	40	>100	92	61	37	18
	CE-027-480Y	480	3-phase wye	27.00	32.48	40	>100	92	61	37	18
CE 36	CE-036-208D	208	3-phase delta	36.00	99.93	110	>100	>100	83	50	25
	CE-036-240D	240	3-phase delta	36.00	86.60	100	>100	>100	82	49	25
	CE-036-400D	400	3-phase delta	33.28	48.04	60	>100	>100	77	46	23
	CE-036-400Y	400	3-phase wye	33.06	47.72	60	>100	>100	75	45	22
	CE-036-480D	480	3-phase delta	36.00	43.30	50	>100	>100	82	49	25
	CE-036-575D	575	3-phase delta	36.00	36.15	40	>100	>100	82	49	25



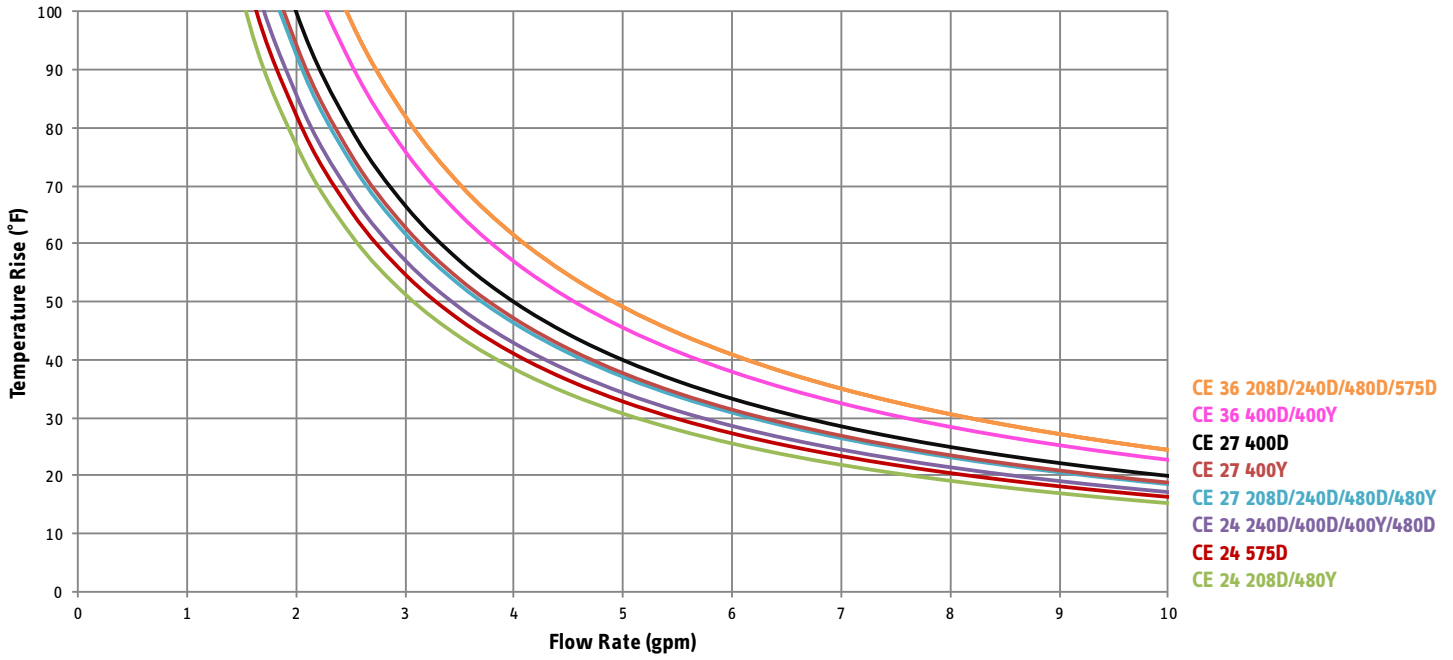
Conforms to ANSI/UL Std. 499
Certified to CAN/CSA
Std. C22.2 No.88



6 years against leakage /
2 years against defects in
workmanship & materials

rev. 12.2019 Due to our continuous process of engineering and technological advancement, specifications may change without notice.

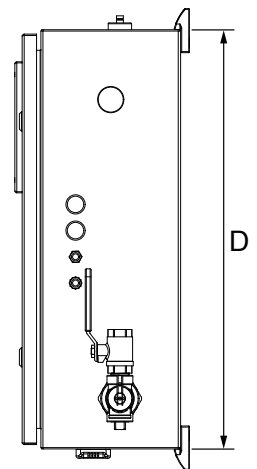
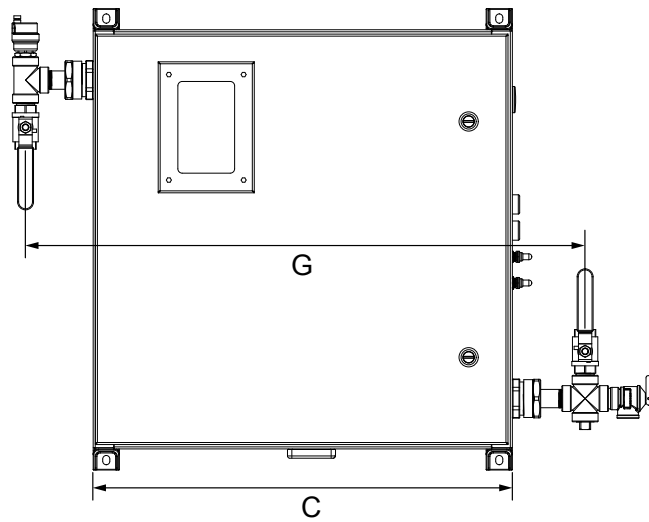
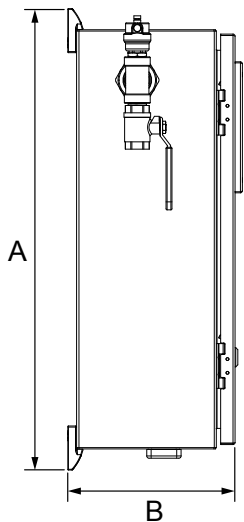
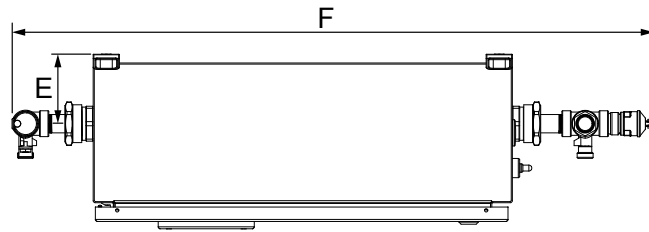
Flow Rate



Dimensions

Dimensions

A	26 3/8" (670 mm)
B	9 1/2" (241 mm)
C	24" (610 mm)
D	24" (610 mm)
E	4" (102 mm)
F	37 1/8" (943 mm)
G	32 1/4" (819 mm)



rev. 12.2019 Due to our continuous process of engineering and technological advancement, specifications may change without notice.