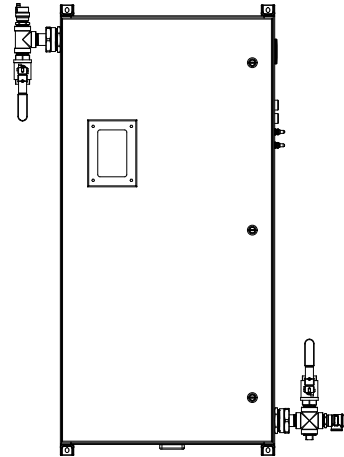


CE Series: CE 48, CE 54, CE 60, CE 72 | NEMA 4/4X

Specifications

<b>Model</b>	CE 48, CE 54, CE 60, CE 72
<b>Phase</b>	3-phase
<b>Inlet/outlet pipe connection</b>	1" female NPT
<b>Heat exchanger material</b>	316L stainless steel
<b>Enclosure rating</b>	NEMA 4/4X shown, NEMA 3 available
<b>Operating pressure range</b>	4 - 150 psi (0.27 - 10.3 bar)
<b>Maximum temperature output</b>	185 °F (85 °C)
<b>Temperature adjustment range</b>	60 - 185 °F (16 - 85 °C)
<b>Temperature adjustment increment</b>	1 °F (1 °C)
<b>Number of heating elements</b>	12
<b>Minimum activation flow</b>	2.0 gpm (7.6 l/m)
<b>Maximum flow at 60 psi</b>	32 gpm (121.1 l/m)



Model	Part Number	Voltage	Phase	kW	Amps	3P Breaker Size (A)	Temperature Rise °F <small>(gpm = kW x 6.83 / Δt)</small>				
							3 gpm	4 gpm	5 gpm	10 gpm	20 gpm
CE 48	CE-048-208D	208	3-phase delta	45.07	125.09	150	>100	77	62	31	15
	CE-048-240D	240	3-phase delta	50.00	120.28	150	>100	86	68	34	17
	CE-048-400D	400	3-phase delta	48.61	70.16	80	>100	85	68	34	17
	CE-048-480D	480	3-phase delta	50.00	60.14	70	>100	86	68	34	17
	CE-048-575D	575	3-phase delta	47.99	48.19	60	>100	82	65	33	16
CE 54	CE-054-208D	208	3-phase delta	54.08	150.11	175	>100	92	74	37	18
	CE-054-240D	240	3-phase delta	54.05	130.02	150	>100	92	74	37	18
	CE-054-400D	400	3-phase delta	58.33	84.20	100	>100	95	76	38	19
	CE-054-480D	480	3-phase delta	54.05	65.01	80	>100	92	74	37	18
CE 60	CE-060-208D	208	3-phase delta	63.09	175.13	200	>100	>100	82	41	21
	CE-060-240D	240	3-phase delta	60.00	144.34	175	>100	>100	82	41	21
	CE-060-400D	400	3-phase delta	66.57	96.08	110	>100	>100	82	41	21
	CE-060-480D	480	3-phase delta	60.00	72.17	80	>100	>100	82	41	21
CE 72	CE-072-208D	208	3-phase delta	72.00	199.85	225	>100	>100	98	49	25
	CE-072-240D	240	3-phase delta	72.00	173.21	200	>100	>100	98	49	25
	CE-072-480D	480	3-phase delta	72.00	86.60	100	>100	>100	98	49	25
	CE-072-575D	575	3-phase delta	72.00	72.29	80	>100	>100	99	49	25

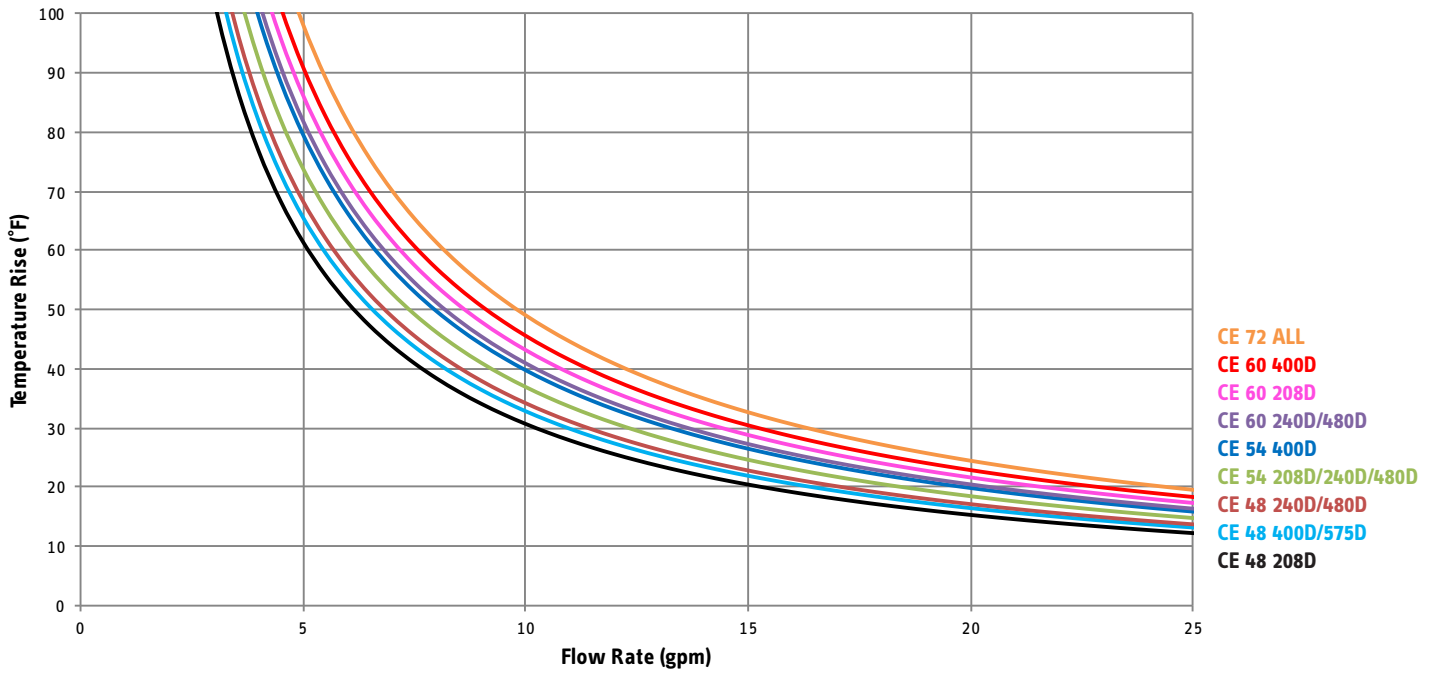


Conforms to ANSI/UL Std. 499  
 Certified to CAN/CSA  
 Std. C22.2 No.88



6 years against leakage /  
 2 years against defects in  
 workmanship & materials

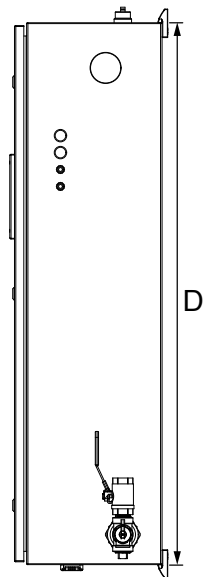
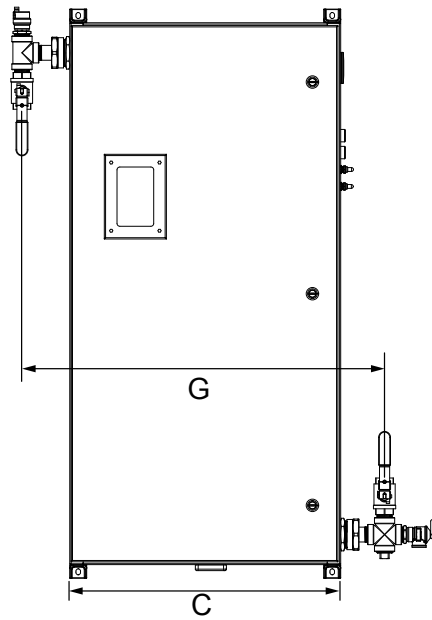
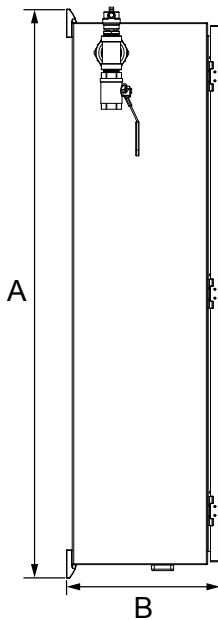
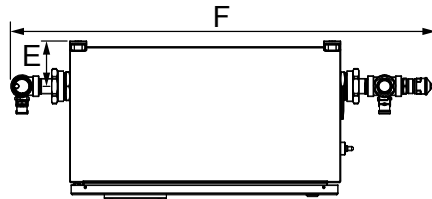
## Flow Rate



## Dimensions

### Dimensions

A	50 3/8" (1280 mm)
B	13 5/8" (346 mm)
C	24" (610 mm)
D	48" (1219 mm)
E	4" (102 mm)
F	37 5/8" (956 mm)
G	32 1/8" (816 mm)



rev. 12.2019 Due to our continuous process of engineering and technological advancement, specifications may change without notice.