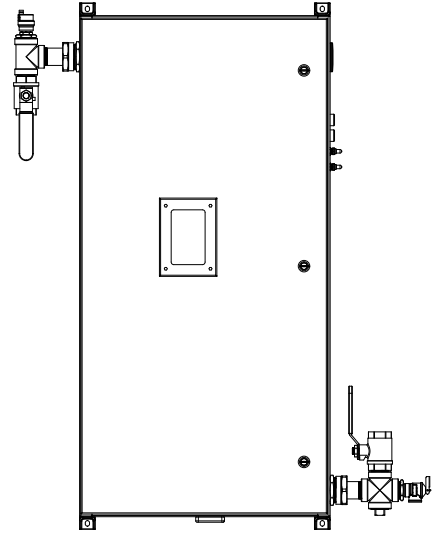


CE Series: CE 81, CE 90, CE 108, | NEMA 3, NEMA 4/4X

Specifications

Model	CE 81, CE 90, CE 108
Phase	3-phase
Inlet/outlet pipe connection	1" female NPT
Heat exchanger material	316L stainless steel
Enclosure rating	NEMA 3 standard, NEMA 4/4X available
Operating pressure range	4 - 150 psi (0.27 - 10.3 bar)
Maximum temperature output	185°F (85°C)
Temperature adjustment range	60 - 185°F (16 - 85°C)
Temperature adjustment increment	1°F (1°C)
Number of heating elements	18
Minimum activation flow	2.0 gpm (7.6 l/m)
Maximum flow at 60 psi	40 gpm (151.4 l/m)



Model	Part Number	Voltage	Phase	kW	Amps	3P Breaker Size (A)	Temperature Rise °F (Δt = kW x 6.83 / gpm)				
							5 gpm	10 gpm	20 gpm	30 gpm	40 gpm
CE 81	CE-081-400D	400	3-phase delta	75.00	108.25	125	>100	57	29	19	14
	CE-081-480D	480	3-phase delta	81.07	97.52	110	>100	55	28	18	14
CE 90	CE-090-400D	400	3-phase delta	87.50	126.30	150	>100	60	30	20	15
CE 90	CE-090-480D	480	3-phase delta	90.00	108.25	125	>100	62	31	21	15
CE 108	CE-108-400D	400	3-phase delta	99.85	144.12	175	>100	69	35	23	17
	CE-108-480D	480	3-phase delta	108.00	129.90	150	>100	74	37	25	18
	CE-108-575D	575	3-phase delta	108.00	108.44	125	>100	74	37	25	18



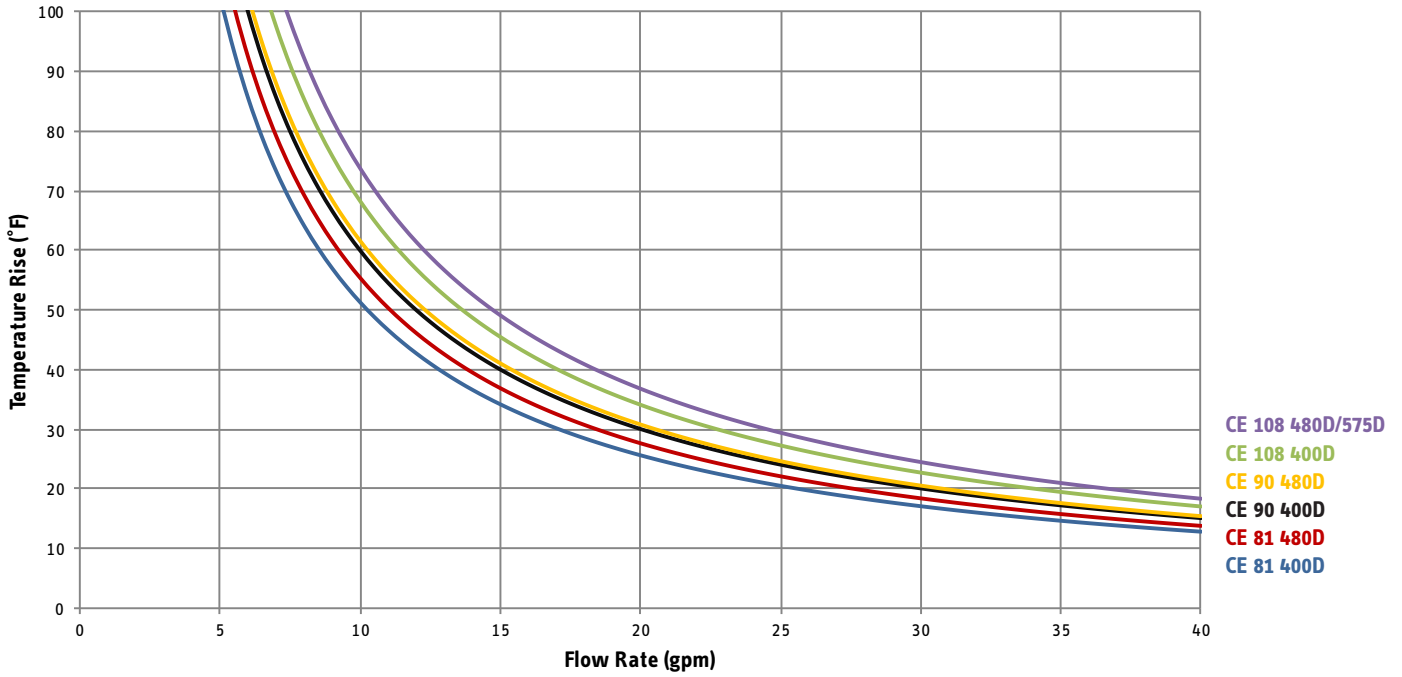
Conforms to ANSI/UL Std. 499
 Certified to CAN/CSA
 Std. C22.2 No.88



6 years against leakage /
 2 years against defects in
 workmanship & materials

rev. 12.2019 Due to our continuous process of engineering and technological advancement, specifications may change without notice.

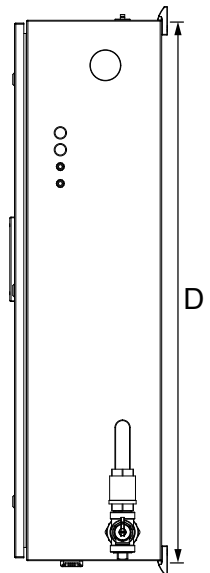
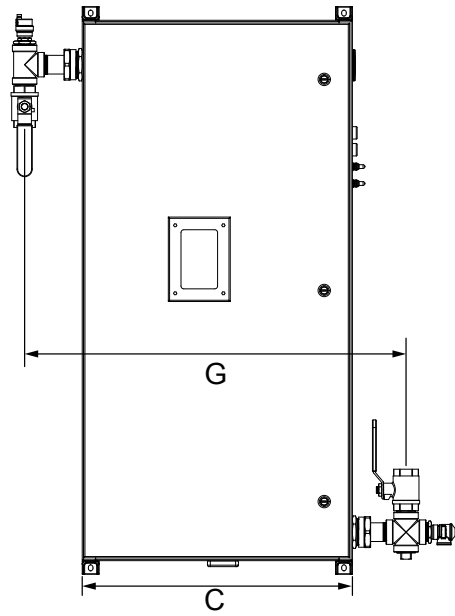
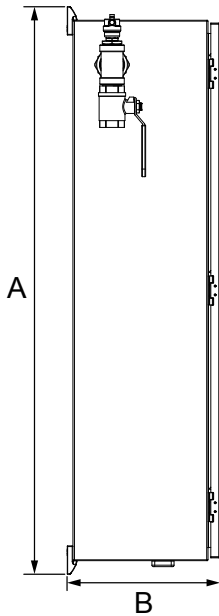
Flow Rate



Dimensions

Dimensions

A	50 3/8" (1280 mm)
B	13 5/8" (346 mm)
C	24" (610 mm)
D	48" (1219 mm)
E	4" (102 mm)
F	37 3/4" (959 mm)
G	32 1/4" (819 mm)



rev. 12.2019 Due to our continuous process of engineering and technological advancement, specifications may change without notice.