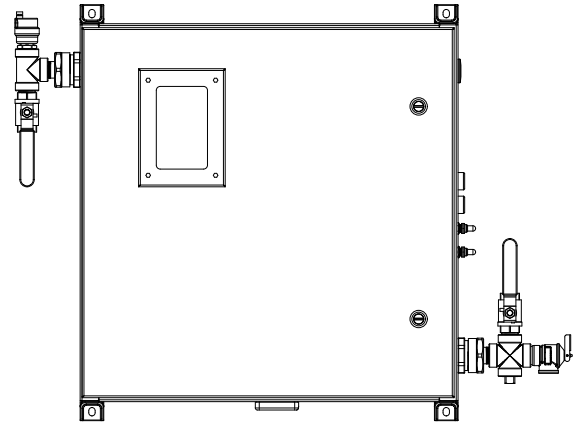


CES Series: CES 12, CES 15, CES 18 | NEMA 4/4X

Specifications

Model	CES 12, CES 15, CES 18
Phase	3-phase
Inlet/outlet pipe connection	3/4" female NPT
Heat exchanger material	316L stainless steel
Enclosure rating	NEMA 4/4X shown, NEMA 3 available
Operating pressure range	4 - 150 psi (0.27 - 10.3 bar)
Maximum temperature output	90 °F (32 °C)
Temperature adjustment range	60 - 90 °F (16 - 32 °C)
Temperature adjustment increment	1 °F (1 °C)
Number of heating elements*	3
Minimum activation flow	0.5 gpm (1.9 l/m)
Maximum flow at 60 psi	15 gpm (56.7 l/m)



*CES-018-480D is a 6-element heater.

Model	Part Number	Voltage	Phase	kW	Amps	3P Breaker Size (A)	Temperature Rise °F (gpm = kW x 6.83 / Δt)				
							1 gpm	2 gpm	3 gpm	4 gpm	5 gpm
CES 12	CES-012-208D	208	3-phase delta	11.27	31.27	35	77	39	26	19	15
	CES-012-240D	240	3-phase delta	12.50	30.07	35	86	43	29	21	17
	CES-012-400Y	400	3-phase wye	12.41	17.91	20	85	42	28	21	17
	CES-012-480Y	480	3-phase wye	13.50	16.24	20	92	46	31	23	18
CES 15	CES-015-208D	208	3-phase delta	15.77	43.78	50	>100	52	34	26	21
	CES-015-240D	240	3-phase delta	15.00	36.08	40	>100	51	34	26	21
	CES-015-400Y	400	3-phase wye	13.78	19.88	25	94	47	31	24	19
	CES-015-480Y	480	3-phase wye	16.65	20.03	25	94	47	31	24	19
CES 18	CES-018-208D	208	3-phase delta	18.00	49.96	60	>100	62	42	31	25
	CES-018-240D	240	3-phase delta	18.00	43.30	50	>100	62	42	31	25
	CES-018-400Y	400	3-phase wye	19.29	27.84	30	>100	63	42	32	25
	CES-018-480D	480	3-phase delta	18.00	21.65	25	>100	62	42	31	25
	CES-018-480Y	480	3-phase wye	18.00	21.65	25	>100	62	42	31	25



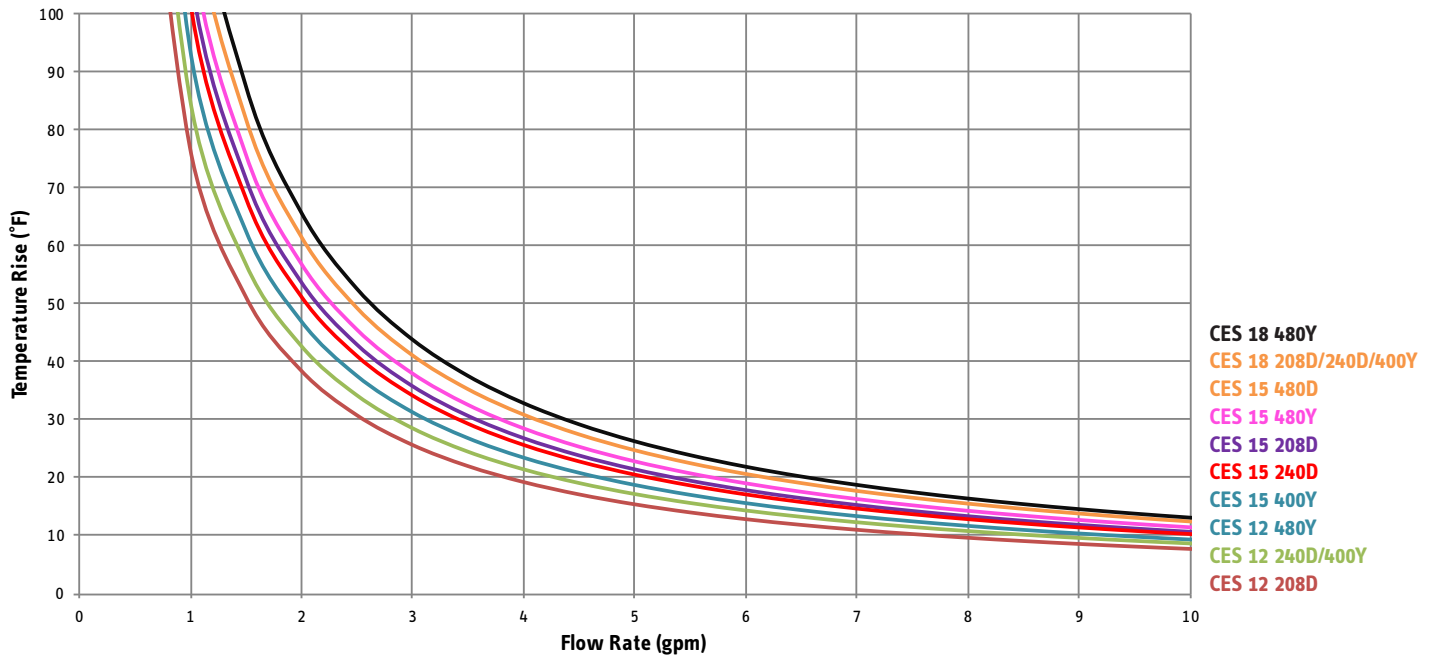
Conforms to ANSI/UL Std. 499
Certified to CAN/CSA
Std. C22.2 No.88



6 years against leakage /
2 years against defects in
workmanship & materials

rev. 2.2021 Due to our continuous process of engineering and technological advancement, specifications may change without notice.

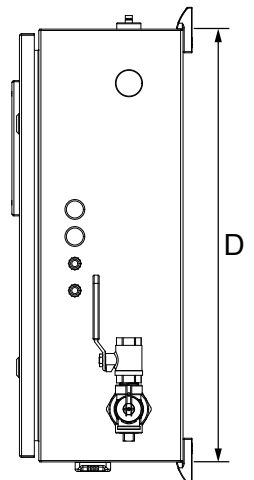
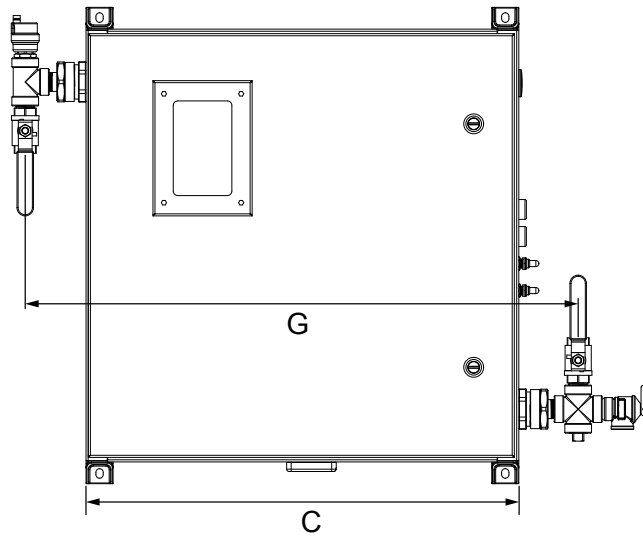
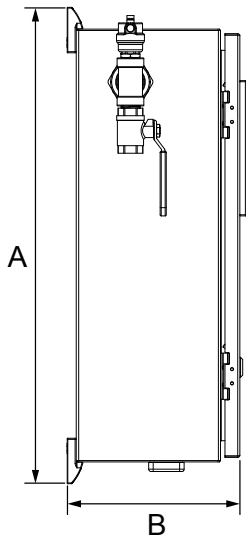
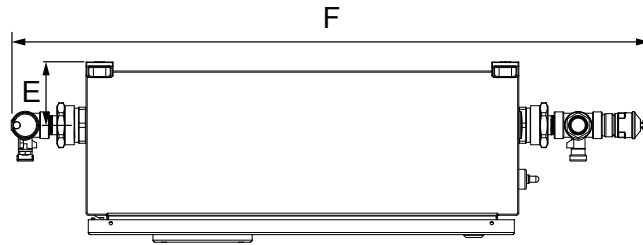
Flow Rate



Dimensions

Dimensions

A	26 3/8" (670 mm)
B	9 1/2" (241 mm)
C	24" (610 mm)
D	24" (610 mm)
E	4" (102 mm)
F	35 7/8" (911 mm)
G	31 1/4" (794 mm)



rev. 2.2021 | Due to our continuous process of engineering and technological advancement, specifications may change without notice.