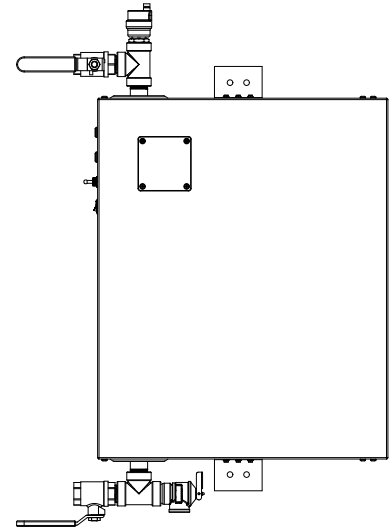


CES Series: CES 24, CES 27, CES 36 | NEMA 3

Specifications

Model	CES 24, CES 27, CES 36
Phase	3-phase
Inlet/outlet pipe connection	3/4" female NPT
Heat exchanger material	316L stainless steel
Enclosure rating	NEMA 3 shown, NEMA 4/4X available
Operating pressure range	4 - 150 psi (0.27 - 10.3 bar)
Maximum temperature output	90 °F (32 °C)
Temperature adjustment range	60 - 90 °F (16 - 32 °C)
Temperature adjustment increment	1 °F (1 °C)
Number of heating elements	6
Minimum activation flow	0.5 gpm (1.9 l/m) for 1/2" flowmeter 2.0 gpm (7.6 l/m) for 1" flowmeter
Maximum flow at 60 psi	16 gpm (60.6 l/m) for 1/2" flowmeter 32 gpm (121.1 l/m) for 1" flowmeter



Model	Part Number	Voltage	Phase	kW	Amps	3P Breaker Size (A)	Temperature Rise °F (gpm = kW x 6.83 / Δt)				
							1 gpm	2 gpm	3 gpm	5 gpm	10 gpm
CES 24	CES-024-208D	208	3-phase delta	22.53	62.55	70	>100	77	51	31	15
	CES-024-240D	240	3-phase delta	25.00	60.14	70	>100	86	57	34	17
	CES-024-400D	400	3-phase delta	25.00	36.08	40	>100	85	57	34	17
	CES-024-400Y	400	3-phase wye	24.82	35.82	40	>100	84	56	34	17
	CES-024-480D	480	3-phase delta	25.00	30.07	35	>100	86	57	34	17
	CES-024-480Y	480	3-phase wye	22.20	26.70	30	>100	76	50	30	15
	CES-024-575D	575	3-phase delta	24.00	24.10	30	>100	82	55	33	16
CES 27	CES-027-208D	208	3-phase delta	27.04	75.06	80	>100	92	62	37	18
	CES-027-240D	240	3-phase delta	27.02	65.01	80	>100	92	61	37	18
	CES-027-400D	400	3-phase delta	29.17	42.10	50	>100	95	64	38	19
	CES-027-400Y	400	3-phase wye	27.55	39.77	45	>100	94	63	37	18
	CES-027-480D	480	3-phase delta	27.02	32.51	40	>100	92	61	37	18
	CES-027-480Y	480	3-phase wye	27.00	32.48	40	>100	92	61	37	18
CES 36	CES-036-208D	208	3-phase delta	36.00	99.93	110	>100	>100	83	50	25
	CES-036-240D	240	3-phase delta	36.00	86.60	100	>100	>100	82	49	25
	CES-036-400D	400	3-phase delta	33.28	48.04	60	>100	>100	77	46	23
	CES-036-400Y	400	3-phase wye	33.06	47.72	60	>100	>100	75	45	22
	CES-036-480D	480	3-phase delta	36.00	43.30	50	>100	>100	82	49	25
	CES-036-575D	575	3-phase delta	36.00	36.15	40	>100	>100	82	49	25



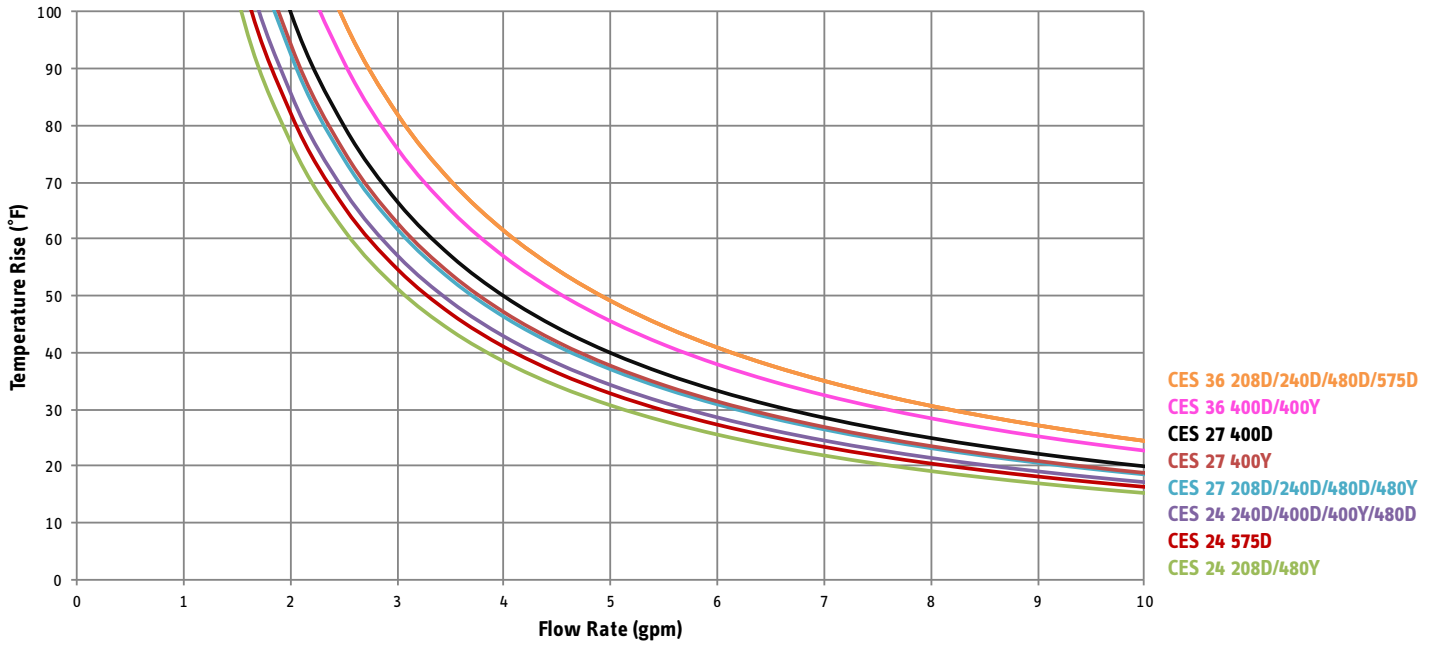
Conforms to ANSI/UL Std. 499
Certified to CAN/CSA
Std. C22.2 No.88



6 years against leakage /
2 years against defects in
workmanship & materials

rev. 12.2019 Due to our continuous process of engineering and technological advancement, specifications may change without notice.

Flow Rate



Dimensions

Dimensions

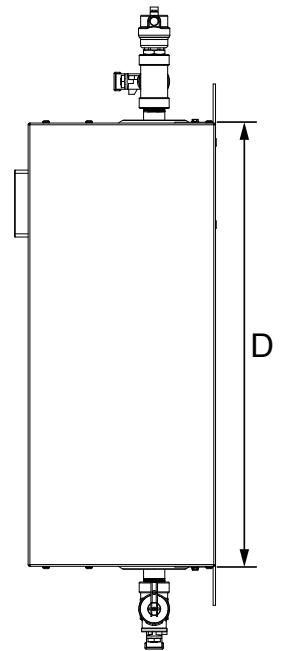
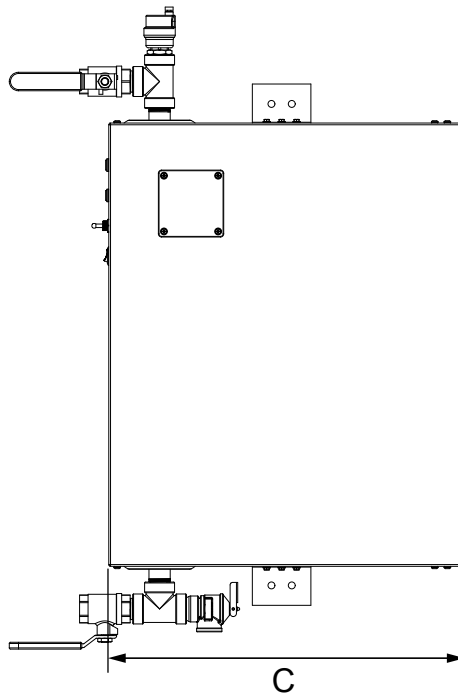
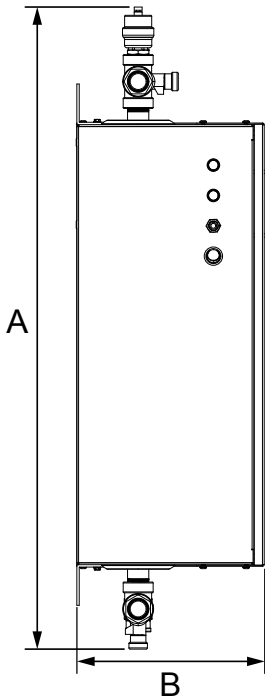
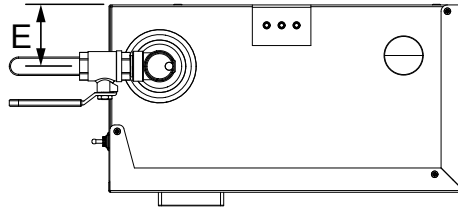
A $32 \frac{3}{8}$ " (822 mm)

B $9 \frac{1}{4}$ " (235 mm)

C $18 \frac{5}{8}$ " (473 mm)

D $21 \frac{7}{8}$ " (556 mm)

E 3" (76 mm)



rev. 12.2019 Due to our continuous process of engineering and technological advancement, specifications may change without notice.