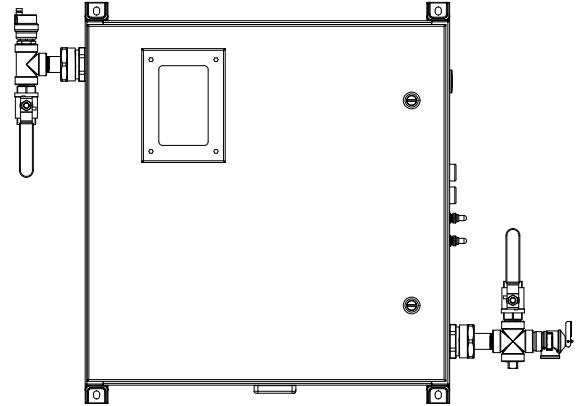


CES Series: CES 24, CES 27, CES 36, | NEMA 4/4X

Specifications

| | |
|---|---|
| Model | CES 24, CES 27, CES 36 |
| Phase | 3-phase |
| Inlet/outlet pipe connection | 3/4" female NPT |
| Heat exchanger material | 316L stainless steel |
| Enclosure rating | NEMA 4/4X shown, NEMA 3 available |
| Operating pressure range | 4 - 150 psi (0.27 - 10.3 bar) |
| Maximum temperature output | 90 °F (32 °C) |
| Temperature adjustment range | 60 - 90 °F (16 - 32 °C) |
| Temperature adjustment increment | 1 °F (1 °C) |
| Number of heating elements | 6 |
| Minimum activation flow | 0.5 gpm (1.9 l/m) for 1/2" flowmeter 2.0 gpm (7.6 l/m) for 1" flowmeter |
| Maximum flow at 60 psi | 16 gpm (60.6 l/m) for 1/2" flowmeter 32 gpm (121.1 l/m) for 1" flowmeter |



| Model | Part Number | Voltage | Phase | kW | Amps | 3P Breaker Size (A) | Temperature Rise °F (gpm = kW x 6.83 / Δt) | | | | |
|--------|--------------|---------|---------------|-------|-------|---------------------|--|-------|-------|-------|--------|
| | | | | | | | 1 gpm | 2 gpm | 3 gpm | 5 gpm | 10 gpm |
| CES 24 | CES-024-208D | 208 | 3-phase delta | 22.53 | 62.55 | 70 | >100 | 77 | 51 | 31 | 15 |
| | CES-024-240D | 240 | 3-phase delta | 25.00 | 60.14 | 70 | >100 | 86 | 57 | 34 | 17 |
| | CES-024-400D | 400 | 3-phase delta | 25.00 | 36.08 | 40 | >100 | 85 | 57 | 34 | 17 |
| | CES-024-400Y | 400 | 3-phase wye | 24.82 | 35.82 | 40 | >100 | 84 | 56 | 34 | 17 |
| | CES-024-480D | 480 | 3-phase delta | 25.00 | 30.07 | 35 | >100 | 86 | 57 | 34 | 17 |
| | CES-024-480Y | 480 | 3-phase wye | 22.20 | 26.70 | 30 | >100 | 76 | 50 | 30 | 15 |
| | CES-024-575D | 575 | 3-phase delta | 24.00 | 24.10 | 30 | >100 | 82 | 55 | 33 | 16 |
| CES 27 | CES-027-208D | 208 | 3-phase delta | 27.04 | 75.06 | 80 | >100 | 92 | 62 | 37 | 18 |
| | CES-027-240D | 240 | 3-phase delta | 27.02 | 65.01 | 80 | >100 | 92 | 61 | 37 | 18 |
| | CES-027-400D | 400 | 3-phase delta | 29.17 | 42.10 | 50 | >100 | 95 | 64 | 38 | 19 |
| | CES-027-400Y | 400 | 3-phase wye | 27.55 | 39.77 | 45 | >100 | 94 | 63 | 37 | 18 |
| | CES-027-480D | 480 | 3-phase delta | 27.02 | 32.51 | 40 | >100 | 92 | 61 | 37 | 18 |
| | CES-027-480Y | 480 | 3-phase wye | 27.00 | 32.48 | 40 | >100 | 92 | 61 | 37 | 18 |
| CES 36 | CES-036-208D | 208 | 3-phase delta | 36.00 | 99.93 | 110 | >100 | >100 | 83 | 50 | 25 |
| | CES-036-240D | 240 | 3-phase delta | 36.00 | 86.60 | 100 | >100 | >100 | 82 | 49 | 25 |
| | CES-036-400D | 400 | 3-phase delta | 33.28 | 48.04 | 60 | >100 | >100 | 77 | 46 | 23 |
| | CES-036-400Y | 400 | 3-phase wye | 33.06 | 47.72 | 60 | >100 | >100 | 75 | 45 | 22 |
| | CES-036-480D | 480 | 3-phase delta | 36.00 | 43.30 | 50 | >100 | >100 | 82 | 49 | 25 |
| | CES-036-575D | 575 | 3-phase delta | 36.00 | 36.15 | 40 | >100 | >100 | 82 | 49 | 25 |



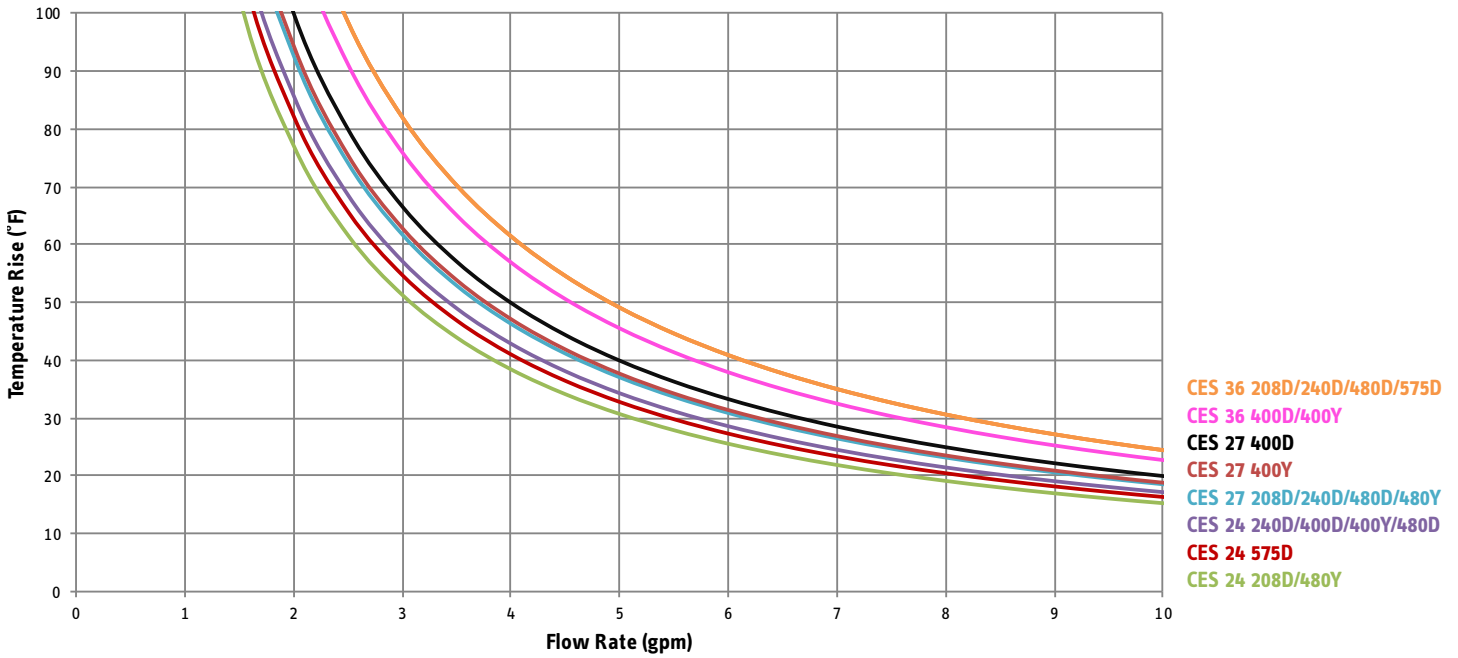
Conforms to ANSI/UL Std. 499
Certified to CAN/CSA
Std. C22.2 No.88



6 years against leakage /
2 years against defects in
workmanship & materials

rev. 12.2019 Due to our continuous process of engineering and technological advancement, specifications may change without notice.

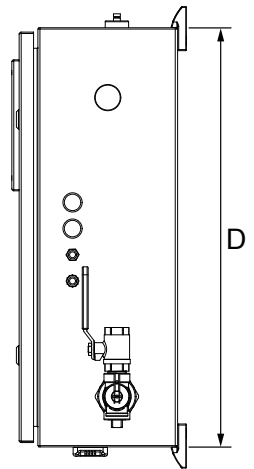
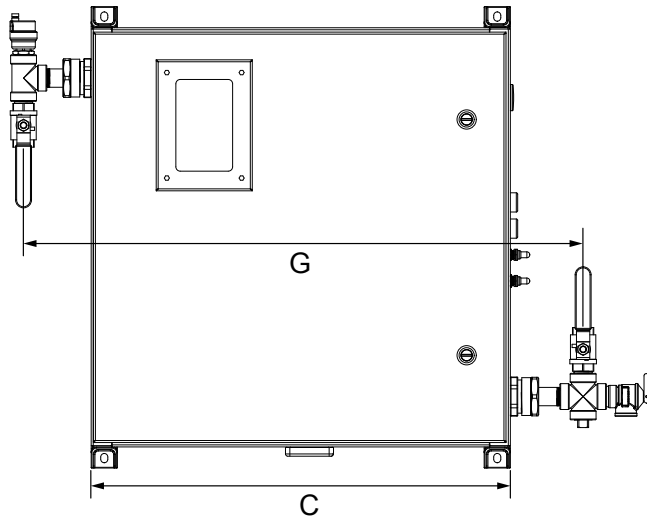
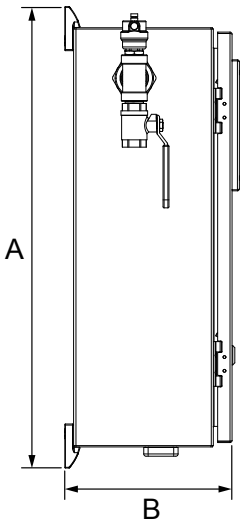
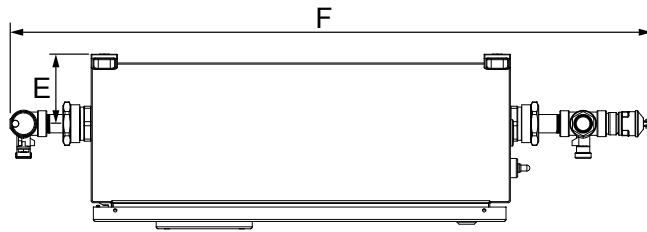
Flow Rate



Dimensions

Dimensions

| | |
|---|---|
| A | 26 ³ / ₈ " (670 mm) |
| B | 9 ¹ / ₂ " (241 mm) |
| C | 24" (610 mm) |
| D | 24" (610 mm) |
| E | 4" (102 mm) |
| F | 37 ¹ / ₈ " (943 mm) |
| G | 32 ¹ / ₄ " (819 mm) |



rev. 12.2019 Due to our continuous process of engineering and technological advancement, specifications may change without notice.