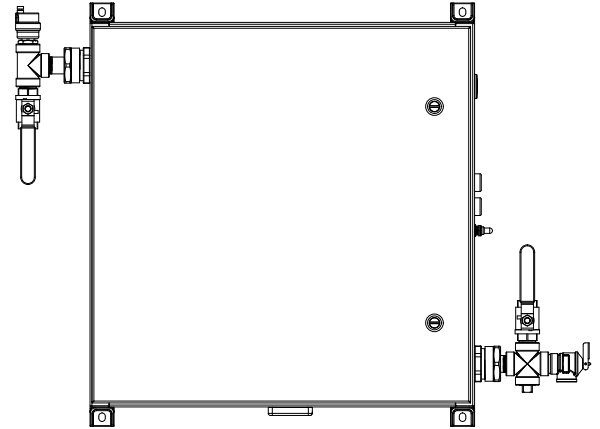


CF Series: CF 12, CF 15, CF 18, | NEMA 4/4X

Specifications

Model	CF 12, CF 15, CF 18
Phase	3-phase
Inlet/outlet pipe connection	3/4" female NPT
Heat exchanger material	316L stainless steel
Enclosure rating	NEMA 4/4X shown, NEMA 3 available
Operating pressure range	4-150 psi (0.27-10.3 bar)
Temperature setpoint options (fixed)	90, 110, 125, 145, 155, & 185°F (32, 43, 52, 63, 68, & 85°C)
Number of heating elements*	3
Minimum activation flow	0.0 gpm (0 l/m)

*CF-018-480D is a 6-element heater.



Model	Part Number	Voltage	Phase	kW	Amps	3P Breaker Size (A)	Temperature Rise °F (gpm = kW x 6.83 / Δt)				
							1 gpm	2 gpm	3 gpm	4 gpm	5 gpm
CF 12	CF-012-208D	208	3-phase delta	11.27	31.27	35	77	39	26	19	15
	CF-012-240D	240	3-phase delta	12.50	30.07	35	86	43	29	21	17
	CF-012-400Y	400	3-phase wye	12.41	17.91	20	85	42	28	21	17
	CF-012-480Y	480	3-phase wye	13.50	16.24	20	92	46	31	23	18
CF 15	CF-015-208D	208	3-phase delta	15.77	43.78	50	>100	52	34	26	21
	CF-015-240D	240	3-phase delta	15.00	36.08	40	>100	51	34	26	21
	CF-015-400Y	400	3-phase wye	13.78	19.88	25	94	47	31	24	19
	CF-015-480Y	480	3-phase wye	16.65	20.03	25	94	47	31	24	19
CF 18	CF-018-208D	208	3-phase delta	18.00	49.96	60	>100	62	42	31	25
	CF-018-240D	240	3-phase delta	18.00	43.30	50	>100	62	42	31	25
	CF-018-400Y	400	3-phase wye	19.29	27.84	30	>100	63	42	32	25
	CF-018-480D	480	3-phase delta	18.00	21.65	25	>100	61	41	31	25
	CF-018-480Y	480	3-phase wye	18.00	21.65	25	>100	61	41	31	25

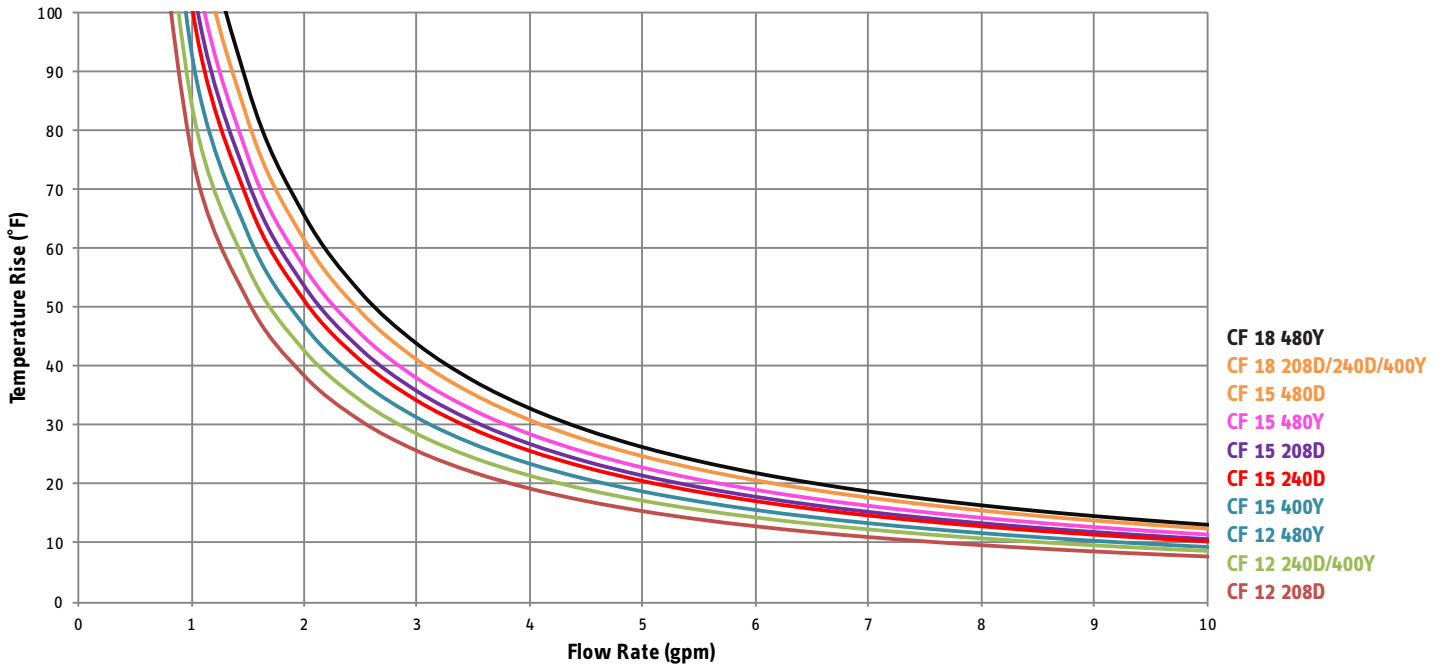


Conforms to ANSI/UL Std. 499
Certified to CAN/CSA
Std. C22.2 No.88



6 years against leakage /
2 years against defects in
workmanship & materials

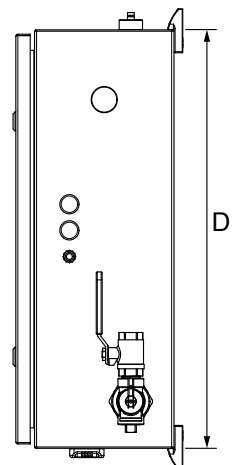
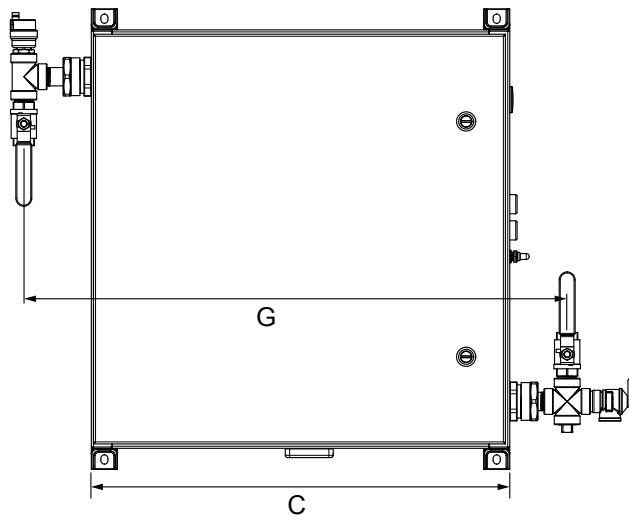
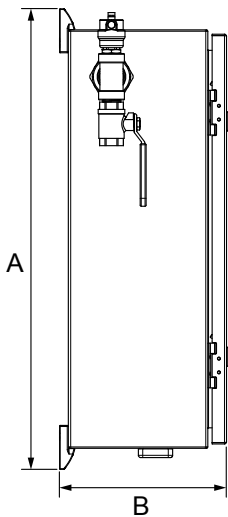
Flow Rate



Dimensions

Dimensions

A	26 3/8" (670 mm)
B	9 1/2" (241 mm)
C	24" (610 mm)
D	24" (610 mm)
E	4" (102 mm)
F	35 7/8" (911 mm)
G	31 1/4" (794 mm)



rev. 2.2021 Due to our continuous process of engineering and technological advancement, specifications may change without notice.