


CF Series: CF 24, CF 27, CF 36, | NEMA 3

Specifications

Model	CF 24, CF 27, CF 36
Phase	3-phase
Inlet/outlet pipe connection	3/4" female NPT
Heat exchanger material	316L stainless steel
Enclosure rating	NEMA 3 shown, NEMA 4/4X available
Operating pressure range	4 - 150 psi (0.27 - 10.3 bar)
Temperature setpoint options (fixed)	90, 110, 125, 145, 155, & 185 °F (32, 43, 52, 63, 68, & 85 °C)
Number of heating elements	6
Minimum activation flow	0.0 gpm (0 l/m)



Model	Part Number	Voltage	Phase	kW	Amps	3P Breaker Size (A)	Temperature Rise °F (gpm = kW x 6.83 / Δt)				
							1 gpm	2 gpm	3 gpm	5 gpm	10 gpm
CF 24	CF-024-208D	208	3-phase delta	22.53	62.55	70	>100	77	51	31	15
	CF-024-240D	240	3-phase delta	25.00	60.14	70	>100	86	57	34	17
	CF-024-400D	400	3-phase delta	25.00	36.08	40	>100	85	57	34	17
	CF-024-400Y	400	3-phase wye	24.82	35.82	40	>100	84	56	34	17
	CF-024-480D	480	3-phase delta	25.00	30.07	35	>100	86	57	34	17
	CF-024-480Y	480	3-phase wye	22.20	26.70	30	>100	76	50	30	15
	CF-024-575D	575	3-phase delta	24.00	24.10	30	>100	82	55	33	16
CF 27	CF-027-208D	208	3-phase delta	27.04	75.06	80	>100	92	62	37	18
	CF-027-240D	240	3-phase delta	27.02	65.01	80	>100	92	61	37	18
	CF-027-400D	400	3-phase delta	29.17	42.10	50	>100	95	64	38	19
	CF-027-400Y	400	3-phase wye	27.55	39.77	45	>100	94	63	37	18
	CF-027-480D	480	3-phase delta	27.02	32.51	40	>100	92	61	37	18
	CF-027-480Y	480	3-phase wye	27.00	32.48	40	>100	92	61	37	18
CF 36	CF-036-208D	208	3-phase delta	36.00	99.93	110	>100	>100	83	50	25
	CF-036-240D	240	3-phase delta	36.00	86.60	100	>100	>100	83	50	25
	CF-036-400D	400	3-phase delta	33.28	48.04	60	>100	>100	77	46	23
	CF-036-400Y	400	3-phase wye	33.06	47.72	60	>100	>100	75	45	22
	CF-036-480D	480	3-phase delta	36.00	43.30	50	>100	>100	83	50	25
	CF-036-575D	575	3-phase delta	36.00	36.15	40	>100	>100	83	50	25



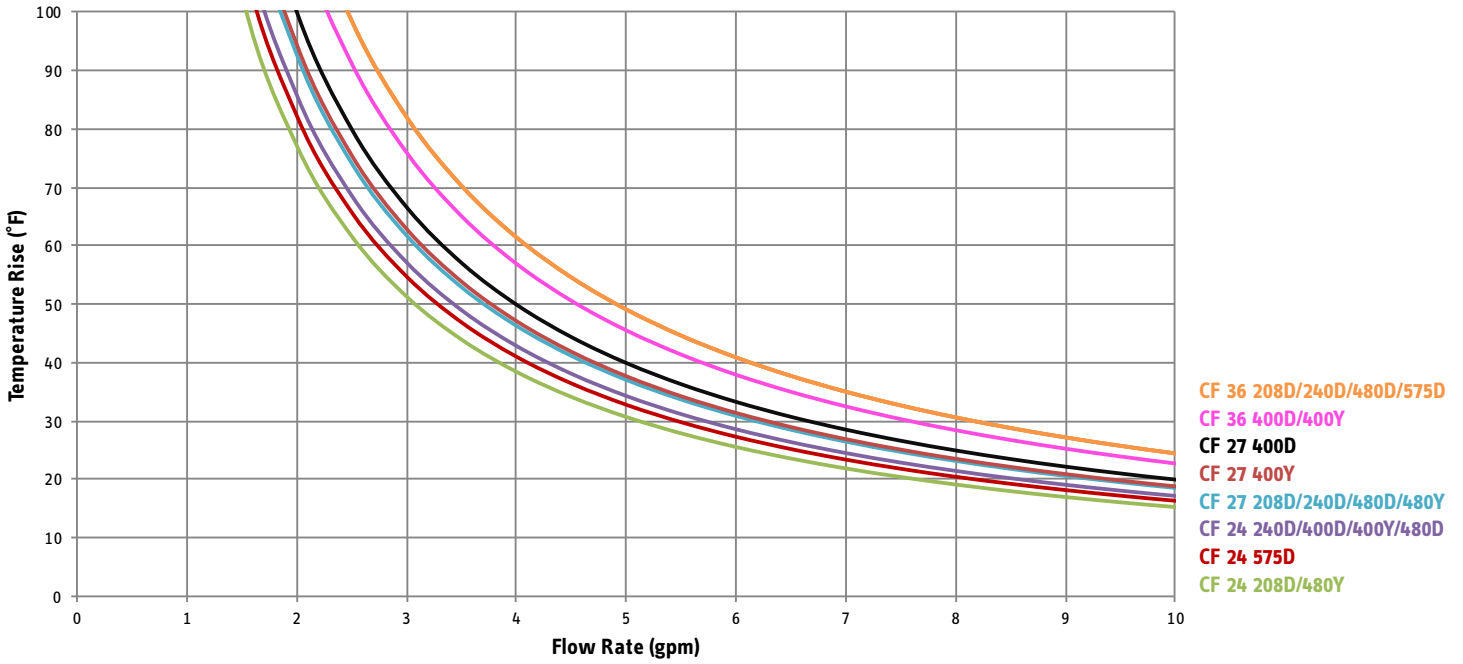
Conforms to ANSI/UL Std. 499
 Certified to CAN/CSA
 Std. C22.2 No.88



6 years against leakage /
 2 years against defects in
 workmanship & materials

rev. 12.2019 Due to our continuous process of engineering and technological advancement, specifications may change without notice.

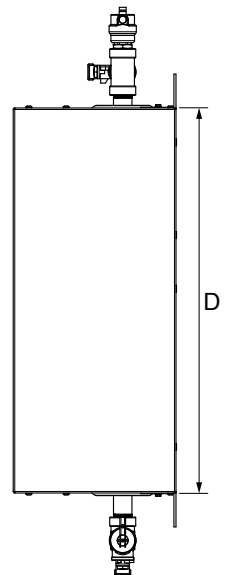

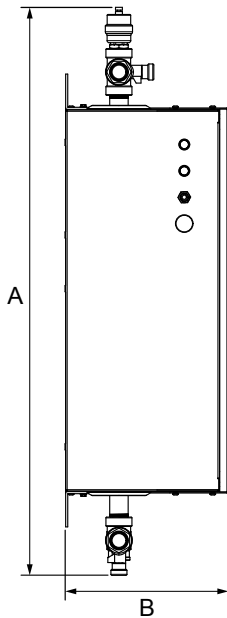
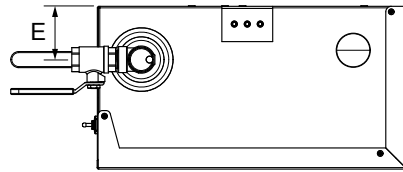
Flow Rate



Dimensions

Dimensions

A	32 3/8" (822 mm)
B	9 1/4" (235 mm)
C	18 5/8" (473 mm)
D	21 7/8" (556 mm)
E	3" (76 mm)



rev. 12.2019 Due to our continuous process of engineering and technological advancement, specifications may change without notice.