

SunWarmth™ CIR Short-Wave Infrared Electric Radiant Heater

Engineer/Architect: _____ Date: _____

Job Name/Customer: _____ Phone: _____

Location: _____ Date Required: _____

Contractor: _____ Phone: _____

Model # CIR	Item No.	Quantity	kW	Voltage
_____	_____	_____	_____	_____

Description

The infrared light from a SunWarmth™ CIR heater economically heats the object, not the space, for maximum comfort and minimal energy usage. The short-wave infrared technology in a CIR heater uses less energy than similar heaters using medium-wave infrared. SunWarmth™ CIR Outdoor heaters are perfect for outdoor heating to extend the season on decks, patios, and balconies in homes or restaurants. It is an economical heater for a shop bench or production workstation where it can keep a worker comfortable without paying to heat the entire space, or heat or dry materials for production.

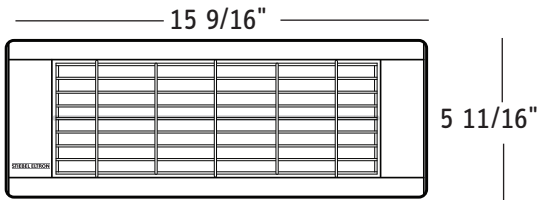
Specifications

Model	CIR 150-1 I	CIR 150-1 O	CIR 200-2 O	CIR 400-2 O
Item No.	234047	234048	234049	234050
Usage	indoor only	indoor/outdoor	indoor/outdoor	indoor/outdoor
Voltage, 60 Hz	120 V (supplied with plug & cord)		240 V (hard-wired / supplied with cord)	
Wattage	1.5 kW	1.5 kW	2.0 kW	4.0 kW
Amperage	12.5 A	12.5 A	8.3 A	2 x 8.3 A
Required circuit breaker(s) ¹	20 A	20 A	15 A	2 x 15 A
Required wire size (copper)	14 AWG	14 AWG	14 AWG	14 AWG
Lamp temperature	2420±360 °F (1325±200 °C)			
Lamp life (normal conditions)	5,000 hours			
Lamp color temperature	1,600±200 K			
Size of heatable area ²	108-133 ft ²	108-133 ft ²	133-165 ft ²	205-275 ft ²
Average heat density	13.9-11.3 W/ft ²	13.9-11.3 W/ft ²	15-12.1 W/ft ²	19.5-14.5 W/ft ²
Height	5 11/16" (145 mm)			
Width	15 9/16" (395 mm)	18 9/16" (471 mm)	18 9/16" (471 mm)	38 1/2" (978 mm)
Depth	4 7/16" (112 mm)	4 1/4" (108 mm)	4 1/4" (108 mm)	4 7/16" (112 mm)
Weight	4.85 lb (2.2 kg)	5.5 lb (2.5 kg)	5.5 lb (2.5 kg)	8.8 lb (4.0 kg)

¹ CIR heaters must be installed on a circuit with a timer or timer switch² When installed as specified in installation manual³ Heat input needed is 2 W/ft² per °F temp. rise for outdoors and .75 W/ft² per °F temp. rise indoors (discounting wind.)

A 10 x 20 ft outdoor patio needing 15°F temp rise would be 10 x 20 x 15 x 2 = 6,000 W or 3 x CIR 200-2

Dimensions & clearances



CIR 150-1 I

Do not place anything closer than 3 ft (90 cm) in front or below the heater.

Heater must be mounted a minimum 12" (30.5 cm) below ceiling or roof.

Minimum 36" (90 cm) required between heaters and adjoining walls



CIR 150-1 I

Conforms to

ANSI/UL Std. 1278

Certified to

CAN/CSA Std. 22.2 No. 46

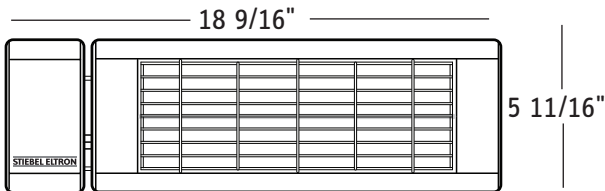
CIR 150-1 O, CIR 200-2 O, CIR 400-2 O

Conforms to

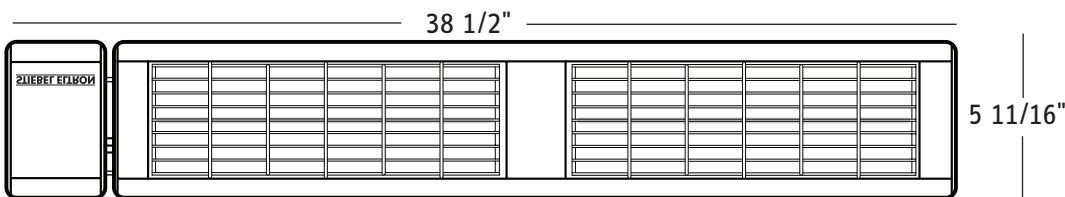
ANSI/UL Std. 2021

Certified to

CAN/CSA Std. 22.2 No. 46



CIR 150-1 O / CIR 200-2 O



CIR 400-2 O



Model	Wattage	Mounting height	Length heated	Width heated close to heater	Width heated far from heater	Size of heated area	Average heat density
CIR 150-1 I CIR 150-1 O	1500 W	Min. 7' (2.1 m) Max. 8' (2.4 m)	8' 10" (2.7 m) 9' 10" (3.0 m)	8' 6" (2.6 m) 9' 2" (2.8 m)	16' 1" (4.9 m) 18' 1" (5.5 m)	108 ft ² (10.1 m ²) 133 ft ² (10.1 m ²)	13.9 W/ft ² (148.5 W/m ²) 11.3 W/ft ² (121.0 W/m ²)
CIR 200-2 O	2000 W	Min. 8' (2.4 m) Max. 9' (2.7 m)	9' 10" (3.0 m) 11' 2" (3.4 m)	9' 2" (2.8 m) 9' 10" (3.0 m)	18' 1" (5.5 m) 20' (6.1 m)	133 ft ² (10.1 m ²) 165 ft ² (10.1 m ²)	15.0 W/ft ² (161.3 W/m ²) 12.1 W/ft ² (130.7 W/m ²)
CIR 400-2 O	4000W	Min. 10' (3.0 m) Max. 11' 6" (3.5 m)	11' 10" (3.6 m) 13' 5" (4.1 m)	11' 2" (3.4 m) 14' 1" (4.3 m)	23' (7.0 m) 27' 7" (8.4 m)	205 ft ² (10.1 m ²) 275 ft ² (10.1 m ²)	19.5 W/ft ² (210.5 W/m ²) 14.5 W/ft ² (157.5 W/m ²)

Warranty

Residential & commercial warranty: Stiebel Eltron warrants to the original owner that the CIR short-wave infrared electric radiant heater will be free from defects in workmanship and materials for a period of one (1) year from the date of purchase. Should the part(s) prove to be defective under normal use during this period, Stiebel Eltron, Inc. will be responsible for replacement of the defective part(s) only. Stiebel Eltron, Inc. is not responsible for labor charges to remove and/or replace the defective part(s), or any incidental or consequential expenses. Should the owner wish to return the heater for repair, the owner must first secure written authorization from Stiebel Eltron, Inc. The owner shall be required to show proof of purchase date, and to pay all transportation costs to return the defective part(s) or heater for repair or replacement. Warranty is void if heater has been installed or used improperly or if design has been altered in any way.