

Tempra® Tankless Electric Water Heater

Engineer/Architect: _____ **Date:** _____

Job Name/Customer: _____ **Phone:** _____

Location: _____ **Date Required:** _____

Contractor: _____ **Phone:** _____

Water Heater Specifications	Item No.	Quantity	kW	Voltage	Amperage
Model # Tempra® _____	_____	_____	_____	_____	_____

Applications

Homes › Condos › Apartments

Various commercial uses

Specifications

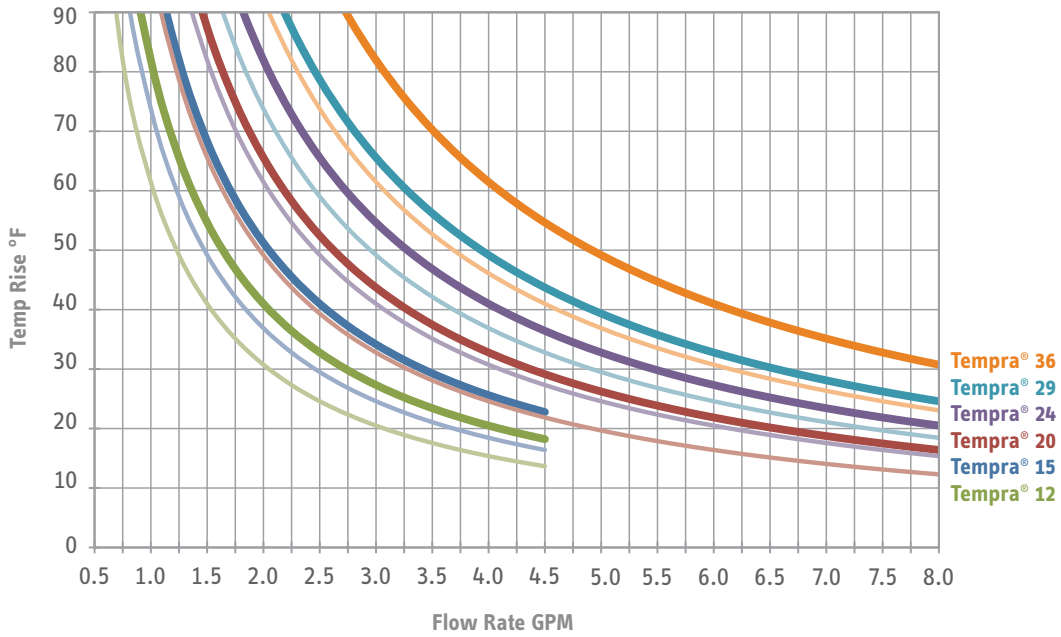
Tempra® Model	Voltage	Phase	kW	Amps	Circuit Breaker(s)	No. of runs & wire size (copper) ¹	Temperature Rise °F (gpm = kW x 6.83 / Δt)			
							1.5 gpm	2.25 gpm	3.0 gpm	4.5 gpm
12 Trend/12 Plus	240 V	single	12	50	50 DP	1 x 8/2 AWG	54	36	27	-
	208 V	single or unbalanced 3-phase	9	44	50 DP	1 x 8/2 AWG	41	27	20	-
15 Trend/15 Plus	240 V	single	14.4	2 x 30	2 x 30 DP	2 x 10/2 AWG	65	43	33	-
	208 V	single or unbalanced 3-phase	10.8	2 x 26	2 x 30 DP	2 x 10/2 AWG	49	33	25	-
20 Trend/20 Plus	240 V	single	19.2	2 x 40	2 x 40 DP	2 x 8/2 AWG	88	58	44	29
	208 V	single or unbalanced 3-phase	14.4	2 x 35	2 x 35 DP	2 x 8/2 AWG	65	43	33	22
24 Trend/24 Plus	240 V	single	24	2 x 50	2 x 50 DP	2 x 8/2 AWG	92	73	54	37
	208 V	single or unbalanced 3-phase	18	2 x 44	2 x 50 DP	2 x 8/2 AWG	82	54	41	27
29 Trend/29 Plus	240 V	single	28.8	3 x 40	3 x 40 DP	3 x 8/2 AWG	92	87	66	44
	208 V	single or balanced 3-phase	21.6	3 x 35	3 x 35 DP	3 x 8/2 AWG	92	66	49	33
36 Trend/36 Plus	240 V	single	36	3 x 50	3 x 50 DP	3 x 8/2 AWG	92	92	82	55
	208 V	single or balanced 3-phase	27	3 x 44	3 x 50 DP	3 x 8/2 AWG	92	82	61	41

¹ Copper conductors with a temperature rating of 75 °C or greater must be used.

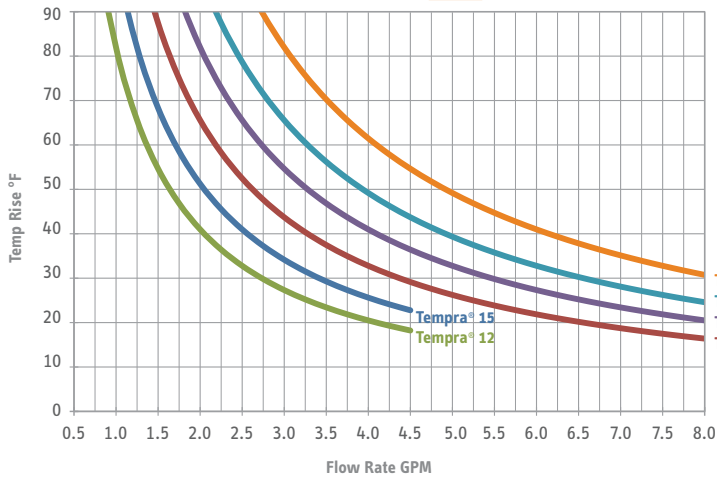
Tempra® Model	12 Trend / 12 Plus	15 Trend / 15 Plus	20 Trend / 20 Plus	24 Trend / 24 Plus	29 Trend / 29 Plus	36 Trend / 36 Plus
Part number	239213 / 239219	239214 / 239220	239215 / 239221	239216 / 239222	239217 / 239223	239218 / 239225
Weight, lbs (kg)	13.5 (6.1)	16.1 (7.3)	16.1 (7.3)	16.1 (7.3)	19.0 (8.6)	19.0 (8.6)
Min. flow to activate, gpm (l/min)	0.37 (1.4)	0.50 (1.9)	0.50 (1.9)	0.50 (1.9)	0.77 (2.9)	0.77 (2.9)
Operating Pressure	Min. 30 psi, Max. 150 psi					
Dimensions	Width 16 ⁵ / ₈ " (420 mm) x Height 14 ¹ / ₂ " (369 mm) x Depth 4 ⁵ / ₈ " (117 mm)					
Cover Color and Material	Alpine White Sheet Steel					

Flow Rate

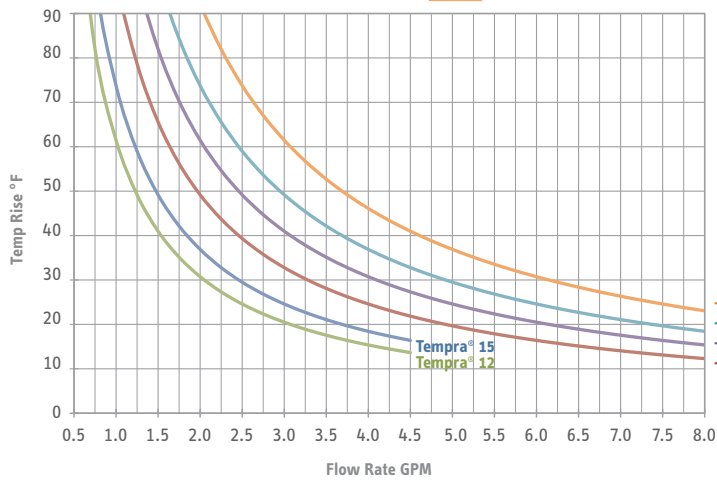
Temperature Rise vs. Flow Rate at 240 V and 208 V



Temperature Rise vs. Flow Rate at 240 V

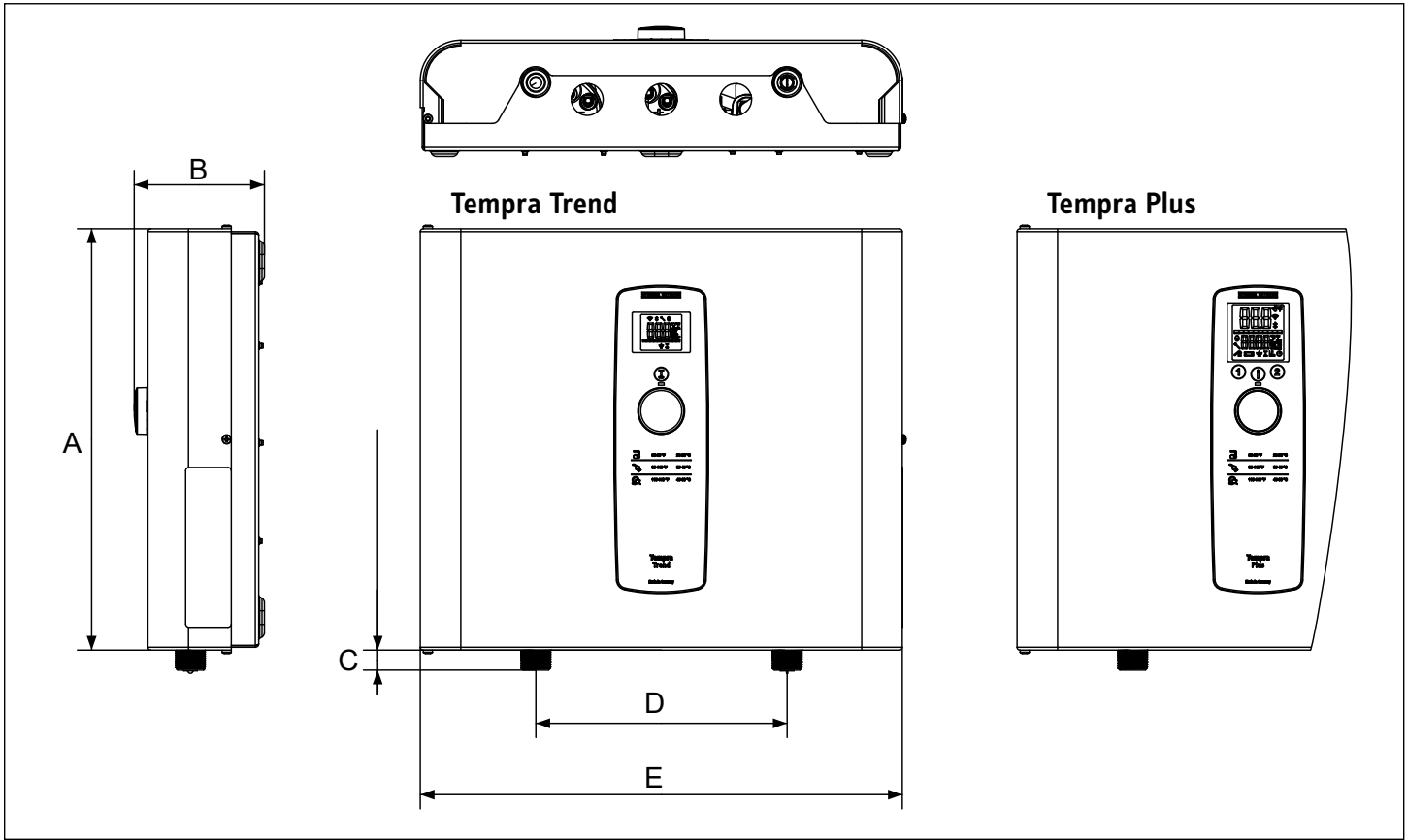


Temperature Rise vs. Flow Rate at 208 V



rev. 9.2024. Due to our continuous process of engineering and technological advancement, specifications may change without notice.

Dimensions



Dimensions

A	14½" (369 mm)
B	4½" (114 mm)
C	¾" (18 mm)
D	8⅛" (220 mm)
E	16½" (422 mm)



Intertek

Conforms to UL Std. 499
 Certified to CAN/CSA
 Std. C22.2 No. 88

ISO 9001
 CERTIFIED



Tested and certified by WQA
 against NSF/ANSI/CAN 372
 for lead free compliance.



Warranty

Additional terms and conditions apply. Please see complete warranty online for details.

Residential & commercial warranty: Subject to the terms and conditions set forth in this limited warranty, Stiebel Eltron, Inc. (the "Manufacturer") hereby warrants to the original purchaser (the "Owner") that each Tankless Electric Domestic Hot Water Heater (the "Heater") shall not (i) leak due to defects in the Manufacturer's materials or workmanship for a period of seven (7) years from the date of purchase or (ii) fail due to defects in the Manufacturer's materials or workmanship for a period of three (3) years from the date of purchase. As Owner's sole and exclusive remedy for breach of the above warranty, Manufacturer shall, at the Manufacturer's discretion, send replacement parts for local repair; retrieve the unit for factory repair, or replace the defective Heater with a replacement unit with comparable operating features. Manufacturer's maximum liability under all circumstances shall be limited to the Owner's purchase price for the Heater.